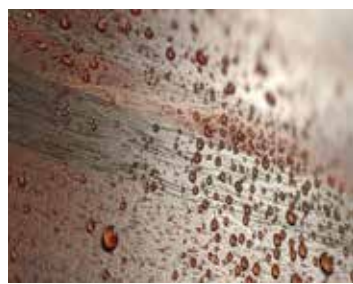




# Digitally Printed Plank™ & Panels



Moldings are easy to apply



Outstanding Durability  
Moisture Resistant



Almost Seamless Design\* and requires no visual fasteners\*



Great color control  
No jobsite sanding, staining, or painting required.

## Planks. Panels. Possibilities.

Interlocking Wainscot system protects walls from daily abuse.

# What are Planks and Panels?

Plank and Wood Molding is an interlocking wainscoting system featuring 16" wide tongue and groove panels in a variety of durable, yet affordable finish options. When used in conjunction with score lines, the panel joint is completely inconspicuous. Finishes are also available in 4' x 8' and 4' x 10' panels. Plank and Panels are ideal for dining rooms, hallways, offices, waiting rooms, recreational areas and other secondary spaces.



## Panel Information

### Plank & Panel Sizes

Plank Dimensions - 16" x 8' x 1/4" (nominal)

Panel Dimensions - 4' x 8' x 1/4" (nominal)  
4' x 10' x 1/4" (nominal)

**16" wide panels  
are easy to handle, easy to fabricate  
and produce minimal waste.**



# Finishes

## Standard Digitally Printed Finishes



321-S2 Natural Oak



323-S2 Plantation Oak



324-S2 Laredo Oak



329-S2 Novato Oak



310-S2 Sierra Maple



317-S4 Alum Rock Maple



463-S4 Eastern Walnut



715-S4 Mahogany



791-S4 Wild Cherry



925-S4 Autumn Cherry



5344-S4 Willow Bark



5345-S4 Coastal Silver



5346-S4 Caramel



5347-S4 Wheat



5408-S4 Monterey Sand



148 Monticello Anigre



318 Windsor Anigre



319 Whittier Anigre



5340 Sorrel



5341 Isabelline

Powered by:



### Unleash your imagination.

Digital printing allows you to put virtually anything you want on your plank and panels. Need a specific woodgrain or pattern? Easy! Want to put a logo on your restaurant wall? No problem! Does your branding require specific color matches? We can do that! Let your imagination soar with BlueSky™.




Woodgrains



Patterns



Solid Colors



Logos



& More!

# Trim Options

## Solid Wood Molding



WG 477  
Large Chair  
Rail



WG 475  
Small Chair  
Rail



WG 474  
Double  
Rabbet  
Chair Rail



WG 474 &  
WG 475  
Single Rabbet  
Chair Rail as Cap



WG 1261  
Base Molding



WG 1647  
I/O Corner  
Molding



WG 2620  
Edge Molding

## Trim



M 451  
90° Inside Corner



M 460  
90° Outside Corner



M 465 Division  
(for use w/ panels)



M 470  
Edge

## Finished Moldings



WG 477  
Single Chair Rail  
WG 1261 Base  
Molding



WG 475 Single  
Rabbet Chair Rail  
WG 1261 Base Molding



WG 474  
Double Rabbet  
Chair Rail  
WG 1261  
Base Molding



WG 474 Double  
Rabbet Chair Rail  
WG 475 Single  
Rabbet Chair Rail  
WG 1261  
Base Molding

# Installation Guide



Apply adhesive to the panel back and adhere to the subwall.




16" wide panels are easy to handle.



Wood molding includes chamfered rabbet profiles.



Easy to install and eliminates job site finishing.



Follow us on:



[www.marlite.com](http://www.marlite.com)  
800.377.1221

LIT-PLK-202101  
Effective date: 11/30/21  
Copyright 2021